



GUARDSMAN

> Dimensions

Overall Length: 27.00m
 Breadth: 9.10m
 Depth: 3.70m
 Draught: 5.37m
 Gross tonnage: 245t
 Deadweight: 445t

> Performances

Bollard pull: 45t
 Max speed in ballast: 12kn
 Fuel capacity: 37t
 Fresh water: 11t

> Propulsion Machinery

Main engines: 2 x Deutz SBV.6M.628
 Output to main engines: 2339 kW (2180hp)
 Propulsion unit: 2 x Aquamaster Propellers in Kort Nozzles

> Auxiliaries

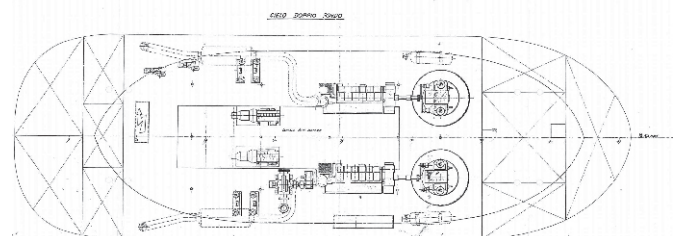
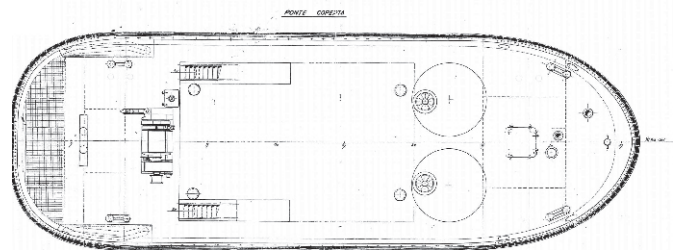
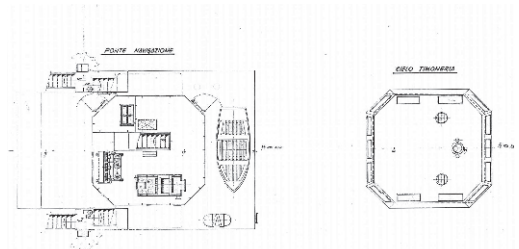
Diesel Generators: 2 x 51kW Deutz 4 F6 L 912; 102 kW in total

> Navigation and communication equipment

Navtex: AIS
 Radar 2x: VHF 2x
 Echo sounder: VHD handheld 2x
 GPS: Epirb
 Magnetic compass: Sart

> Deck layout

Tow-anchor winch: Single drum towing winch
 brakehold 80tn
 pulling power 5 tn
 capacity 500mtr x 48mm wire
 bridge and local controlled
 Towing cable: workwire; 225mtr x 48mm
 Towing hook



Accuracy of information provided is not guaranteed

info@smstowage.com | smstowage.com | +44 (0) 1482 350 999